



Emergency Medical Services Committee
Tuesday, January 13, 2026
Agenda

Call to Order

Check for Quorum

Public Comments – Limited to Agenda Items

Approval of Minutes: November 12, 2025

Agenda:

- Maintenance Report
- Response Report
- Financial Report
- FY27 Budget

Other Business:

Next Meeting: February 10, 2026

Adjourn:

EMS Maintenance Report For the Month December 2025

(5658GG) 2020 F-450 #95 VIN# 1FDUF4GN9LDA05876					
Date	Nov. Mileage	Dec. Mileage	Description of Work Performed	Total Cost	Total this FY
	87,920	87,934			
			Total Monthly Cost:	\$0.00	\$250.97
(5674GG) 2020 F-450 #96 VIN# 1FDUF4GN3LDA07073					
Date	Nov. Mileage	Dec. Mileage	Description of Work Performed	Total Cost	Total this FY
	102,971	103,135			
			Total Monthly Cost:	\$0.00	\$1,627.36
(5673GG) 2020 F-450 #98 VIN# 1FDUF4GN1LDA07072					
Date	Nov. Mileage	Dec. Mileage	Description of Work Performed	Total Cost	Total this FY
	153,230	153,238			
			Total Monthly Cost:	\$0.00	\$429.91
(7235GG) 2020 F-450 #99 VIN# 1FDUF4GNXLDA11668					
Date	Nov. Mileage	Dec. Mileage	Description of Work Performed	Total Cost	Total this FY
	132,290	132,632			
			Total Monthly Cost:	\$0.00	\$719.97
(7236GG) 2020 F-450 #01 VIN# 1FDUF4GN1LDA11669					
Date	Nov. Mileage	Dec. Mileage	Description of Work Performed	Total Cost	Total this FY
	101,072	101,289			
			Total Monthly Cost:	\$0.00	\$1,185.71
(3681GH) 2022 F-450 #02 VIN# 1FDUF4GN7NDA01540					
Date	Nov. Mileage	Dec. Mileage	Description of Work Performed	Total Cost	Total this FY
12/16/2025	79,009	79,772	Body damage repair	\$6,841.10	
12/17/2025			Front LED Corner light repair	\$152.50	
			Total Monthly Cost:	\$6,993.60	\$7,776.36

EMS Maintenance Report For the Month December 2025

(3693GH) 2022 F-450 #03 VIN# 1FDUF4GN9NDA01541					
Date	Nov. Mileage	Dec. Mileage	Description of Work Performed	Total Cost	Total this FY
	93,763	95,222			
			Total Monthly Cost:	\$0.00	\$1,028.12
(7783GH) 2022 F-450 #04 VIN# 1FDUF4GN8NDA16502					
Date	Nov. Mileage	Dec. Mileage	Description of Work Performed	Total Cost	Total this FY
	80,059	82,428			
			Total Monthly Cost:	\$0.00	\$359.18
(9360GH) 2022 F-450 #05 VIN# 1FDUF4GNXNDA16503					
Date	Nov. Mileage	Dec. Mileage	Description of Work Performed	Total Cost	Total this FY
	99,168	100,384			
			Total Monthly Cost:	\$0.00	\$639.00
(9398GH) 2022 F-450 #06 VIN# 1FDUF4GN1NDA16504					
Date	Nov. Mileage	Dec. Mileage	Description of Work Performed	Total Cost	Total this FY
11/21/2025	73,605	OOS	Upper engine parts with warranty work	\$170.13	
			Total Monthly Cost:	\$170.13	\$1,625.45
(9409GH) 2022 F-450 #07 VIN# 1FDUF4GN3NDA16505					
Date	Nov. Mileage	Dec. Mileage	Description of Work Performed	Total Cost	Total this FY
	48,822	49,933			
			Total Monthly Cost:	\$0.00	\$397.65
(7694-GE) 2023 F-450 #08 VIN# 1FDUF4GNXPED04633					
Date	Nov. Mileage	Dec. Mileage	Description of Work Performed	Total Cost	Total this FY
	20,291	OOS			
			Total Monthly Cost:	\$0.00	\$120.00

EMS Maintenance Report For the Month December 2025

(7691-GE) 2023 F-450 #09 VIN# 1FDUF4GN1PED04634					
Date	Nov. Mileage	Dec. Mileage	Description of Work Performed	Total Cost	Total this FY
12/19/2025	32,340	34,139	Dismount, mount and balance tires x 6	\$180.00	
			Total Monthly Cost:	\$180.00	\$368.81
(0343-GE) 2023 F-450 #10 VIN# 1FDUF4GN3PED04635					
Date	Nov. Mileage	Dec. Mileage	Description of Work Performed	Total Cost	Total this FY
	29,710	31,095			
			Total Monthly Cost:	\$0.00	\$393.64
(0342-GE) 2023 F-450 #11 VIN# 1FDUF4GN5PED04636					
Date	Nov. Mileage	Dec. Mileage	Description of Work Performed	Total Cost	Total this FY
12/19/2025	34,523	37,045	Alignment	\$129.95	
			Total Monthly Cost:	\$129.95	\$789.05
(5798-GC) 2023 F-450 #12 VIN# 1FDUF4GN7PED04637					
Date	Nov. Mileage	Dec. Mileage	Description of Work Performed	Total Cost	Total this FY
12/22/2025	38,484	42,485	Misfire and spark plug wire replaced	\$262.20	
			Total Monthly Cost:	\$262.20	\$861.04
(0388GE) 2023 F-450 #13 VIN# 1FDUF4GN9PDA18004					
Date	Nov. Mileage	Dec. Mileage	Description of Work Performed	Total Cost	Total this FY
	30,965	33,799			
			Total Monthly Cost:	\$0.00	\$853.01

EMS Maintenance Report For the Month December 2025

(5797GC) 2023 F-450 #14 VIN# 1FDUF4GN7PDA18244					
Date	Nov. Mileage	Dec. Mileage	Description of Work Performed	Total Cost	Total this FY
	30,458	33,887			
			Total Monthly Cost:	\$0.00	\$455.41
(7693GE) 2023 F-450 #15 VIN# 1FDUF4GN7PDA18261					
Date	Nov. Mileage	Dec. Mileage	Description of Work Performed	Total Cost	Total this FY
	17,667	19,566			
			Total Monthly Cost:	\$0.00	\$411.31
(7692GE) 2023 F-450 #16 VIN# 1FDUF4GN4PDA18184					
Date	Nov. Mileage	Dec. Mileage	Description of Work Performed	Total Cost	Total this FY
	15,674	17,433			
			Total Monthly Cost:	\$0.00	\$103.24
(2704GF) 2023 F-450 #17 VIN# 1FDUF4GN1PDA18028					
Date	Nov. Mileage	Dec. Mileage	Description of Work Performed	Total Cost	Total this FY
	14,047	16,686			
			Total Monthly Cost:	\$0.00	\$95.00
(2706GF) 2023 F-450 #18 VIN# 1FDUF4GN4PDA18007					
Date	Nov. Mileage	Dec. Mileage	Description of Work Performed	Total Cost	Total this FY
	8,064	OOS			
			Total Monthly Cost:	\$0.00	\$210.65
(2705GF) 2023 F-450 #19 VIN# 1FDUF4GN9RDA04347					
Date	Nov. Mileage	Dec. Mileage	Description of Work Performed	Total Cost	Total this FY
	6,611	10,462			
			Total Monthly Cost:	\$0.00	\$0.00

**EMS Maintenance Report
For the Month December
2025**

<i>(2707GF) 2023 F-450 #20 VIN# 1FDUF4GNXRDA04387</i>					
Date	Nov. Mileage	Dec. Mileage	Description of Work Performed	Total Cost	Total this FY
	5,538	8,170			
			Total Monthly Cost:	\$0.00	\$0.00
<i>(5672GG) 2023 F-450 #21 VIN# 1FDUF4GN5LDA07074</i>					
Date	Nov. Mileage	Dec. Mileage	Description of Work Performed	Total Cost	Total this FY
	171	1,928			
			Total Monthly Cost:	\$0.00	\$139.63
<i>SORT 2 UNIT (GX1067) 2006 F-650 VIN# 3FRNF66F26V317882</i>					
Date	Nov. Mileage	Dec. Mileage	Description of Work Performed	Total Cost	Total this FY
	168,147	168,173			
			Total Monthly Cost:	\$0.00	\$694.54
<i>SORT UNIT (6310-GB) 2012 F-450 VIN# 1FDUF4GT8CEB55275</i>					
Date	Nov. Mileage	Dec. Mileage	Description of Work Performed	Total Cost	Total this FY
	218,615	218,615			
			Total Monthly Cost:	\$0.00	\$0.00
<i>EMS Logistics (GX1093) 2006 F-150 VIN# 1FTRX14W36NB06008</i>					
Date	Nov. Mileage	Dec. Mileage	Description of Work Performed	Total Cost	Total this FY
	204,149	204,176			
			Total Monthly Cost:	\$0.00	\$0.00
<i>SORT Command (2826GC) 2015 Chevy 2500HD VIN# 1GC1KUEG3FF552139</i>					
Date	Nov. Mileage	Dec. Mileage	Description of Work Performed	Total Cost	Total this FY
	152,329	152,341			
			Total Monthly Cost:	\$0.00	\$0.00
<i>EMS Training 2017 Tahoe (5098GE) VIN# 1GNSKFEC8HR326054</i>					
Date	Nov. Mileage	Dec. Mileage	Description of Work Performed	Total Cost	Total this FY
	81,369	82,130			
			Total Monthly Cost:	\$0.00	\$0.00

EMS Maintenance Report For the Month December 2025

<i>District Reserve Support 1 2019 Tahoe (8531GF) VIN# 1GNSKFEC9KR369762</i>					
Date	Nov. Mileage	Dec. Mileage	Description of Work Performed	Total Cost	Total this FY
	103,759	103,817			
			Total Monthly Cost:	\$0.00	\$0.00
<i>District Reserve Support 2 2020 Tahoe (1106GG) VIN# 1GNSKFEC5LR305168</i>					
Date	Nov. Mileage	Dec. Mileage	Description of Work Performed	Total Cost	Total this FY
	112,773	113,011			
			Total Monthly Cost:	\$0.00	\$119.13
<i>EMS Command 2024 F250 (7166GI) VIN# 1FT7W2BN9REC64013</i>					
Date	Nov. Mileage	Dec. Mileage	Description of Work Performed	Total Cost	Total this FY
	24,543	25,921			
			Total Monthly Cost:	\$0.00	\$107.75
<i>EMS District 1 2024 F250 (1000GJ) VIN# 1FT7W2BNXREF19252</i>					
Date	Nov. Mileage	Dec. Mileage	Description of Work Performed	Total Cost	Total this FY
	12,570	14,570			
			Total Monthly Cost:	\$0.00	\$62.95
<i>EMS District 2 2024 F250 (1001GJ) VIN# 1FT7W2BN8REF17631</i>					
Date	Nov. Mileage	Dec. Mileage	Description of Work Performed	Total Cost	Total this FY
	14,002	15,869			
			Total Monthly Cost:	\$0.00	\$452.34
<i>EMS District 3 2024 F250 (2252GJ) VIN# 1FT7W2BNXREF18053</i>					
Date	Nov. Mileage	Dec. Mileage	Description of Work Performed	Total Cost	Total this FY
	16,895	18,529			
			Total Monthly Cost:	\$0.00	\$285.32
<i>EMS Communications 2014 F-150 (2830-GC) VIN# 1FTFX1EFXKGG51608</i>					
Date	Nov. Mileage	Dec. Mileage	Description of Work Performed	Total Cost	Total this FY
	77,405	78,003			
			Total Monthly Cost:	\$0.00	\$0.00

EMS Maintenance Report For the Month December 2025

EMS Chief 2022 Ford F-350 (7304GH) VIN# 1FT8W3BT6NEE22035					
Date	Nov. Mileage	Dec. Mileage	Description of Work Performed	Total Cost	Total this FY
	30,709	31,566			
			Total Monthly Cost:	\$0.00	\$0.00
Operations Asst. Chief 2024 F250 (7167GI) VIN# 1FT7W2BN4REC62461					
Date	Nov. Mileage	Dec. Mileage	Description of Work Performed	Total Cost	Total this FY
	23,199	24,620			
			Total Monthly Cost:	\$0.00	\$410.33
Administration Asst. Chief 2021 Expedition (1934GH) VIN# 1FMJU1JT1MEA59232					
Date	Nov. Mileage	Dec. Mileage	Description of Work Performed	Total Cost	Total this FY
	30,290	30,750			
			Total Monthly Cost:	\$0.00	\$88.28
Fleet & Facilities Supervisor (9423-GH) 2023 International CV515 VIN# 1HTKTSWK9PH149753					
Date	Nov. Mileage	Dec. Mileage	Description of Work Performed	Total Cost	Total this FY
	42,767	42,849			
			Total Monthly Cost:	\$0.00	\$327.03
Fleet & Facilities Assistant (7154-GI) 2023 Chevy Express 2500 Van VIN# 1GCWGAFP7P1234883					
Date	Nov. Mileage	Dec. Mileage	Description of Work Performed	Total Cost	Total this FY
	29,839	30,855			
			Total Monthly Cost:	\$0.00	\$0.00
EMS Utility (5170-GA) 2012 F-450 FLEET/FACILITIES VIN# 1FDUF4GT4CEA71907					
Date	Nov. Mileage	Dec. Mileage	Description of Work Performed	Total Cost	Total this FY
	261,788	261,788			
			Total Monthly Cost:	\$0.00	\$0.00
2004 John Deere 6X4 UTV					
Date	Nov. Mileage	Dec. Mileage	Description of Work Performed	Total Cost	Total this FY
			Total Monthly Cost:	\$0.00	\$0.00

EMS Maintenance Report For the Month December 2025

2016 Polaris 800 6X6 UTV VIN# 4XARAA761GT734036					
Date	Nov. Mileage	Dec. Mileage	Description of Work Performed	Total Cost	Total this FY
			Total Monthly Cost:	\$0.00	\$0.00
2024 Polaris 1000 4x4 UTV Vin# 4XARSE99XR8453791					
Date	Nov. Mileage	Dec. Mileage	Description of Work Performed	Total Cost	Total this FY
			Total Monthly Cost:	\$0.00	\$0.00
AMBU-BUS VIN# 1BAAKCSA7TF070743					
Date	Nov. Mileage	Dec. Mileage	Description of Work Performed	Total Cost	Total this FY
	201,319	201,319			
			Total Monthly Cost:	\$0.00	\$0.00
Totals					
Parts Cost	July	\$3,507.44		Month Total	Grand Total FY
	August	\$55.64		\$7,735.88	\$23,402.14
	September	\$1,690.42			
	October	\$99.73	Allocated Funding	\$105,500.00	
	November	\$29.90	Total FY 2024-2025 Expenditures Incl Parts	\$29,742.77	
	December	\$957.50	Remaining Fund Balance	\$75,757.23	
	January		Percentage of Budget Exhausted	28%	
	February		Percentage of Budget Remaining	72%	
	March				
	April				
	May				
	June				
Total FY 25-26		\$6,340.63			



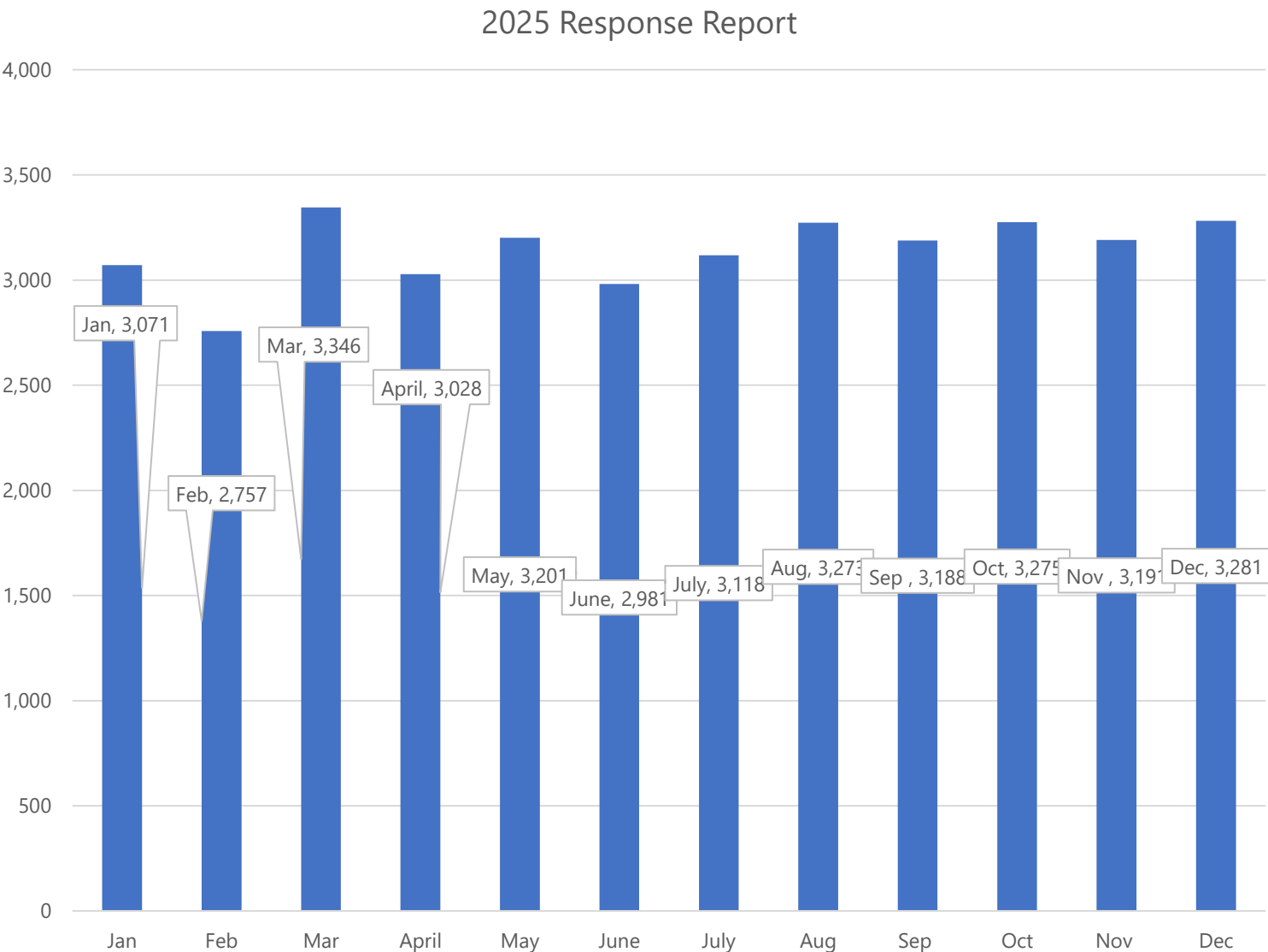
EMS Response Report for December 2025

A creative way to visually report EMS
Data.

2025 EMS Monthly Response Report

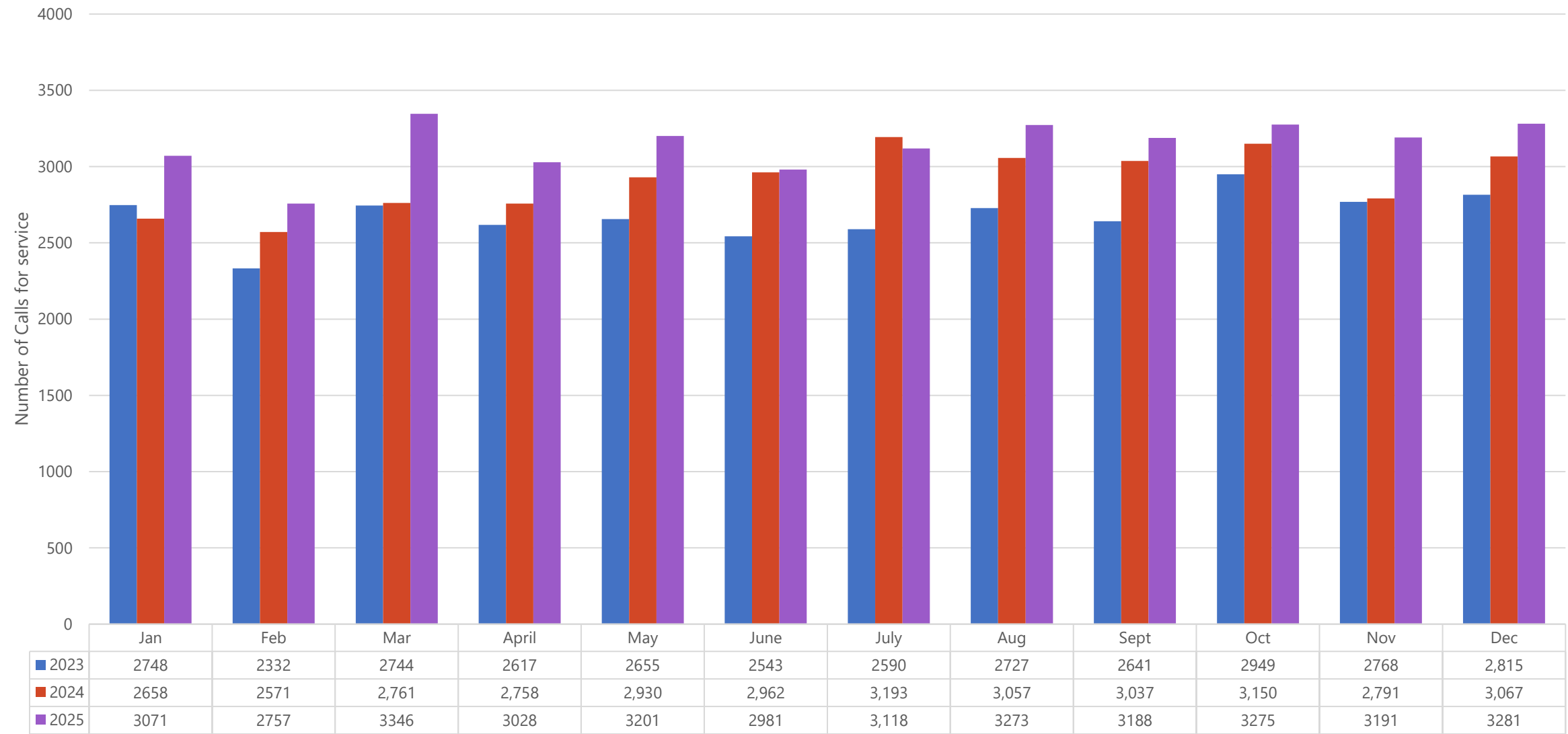
Total call volume by month:

- January 3071
- February 2757
- March 3346
- April 3028
- May 3201
- June 2981
- July 3118
- August 3273
- September 3188
- October 3275
- November 3191
- December 3281

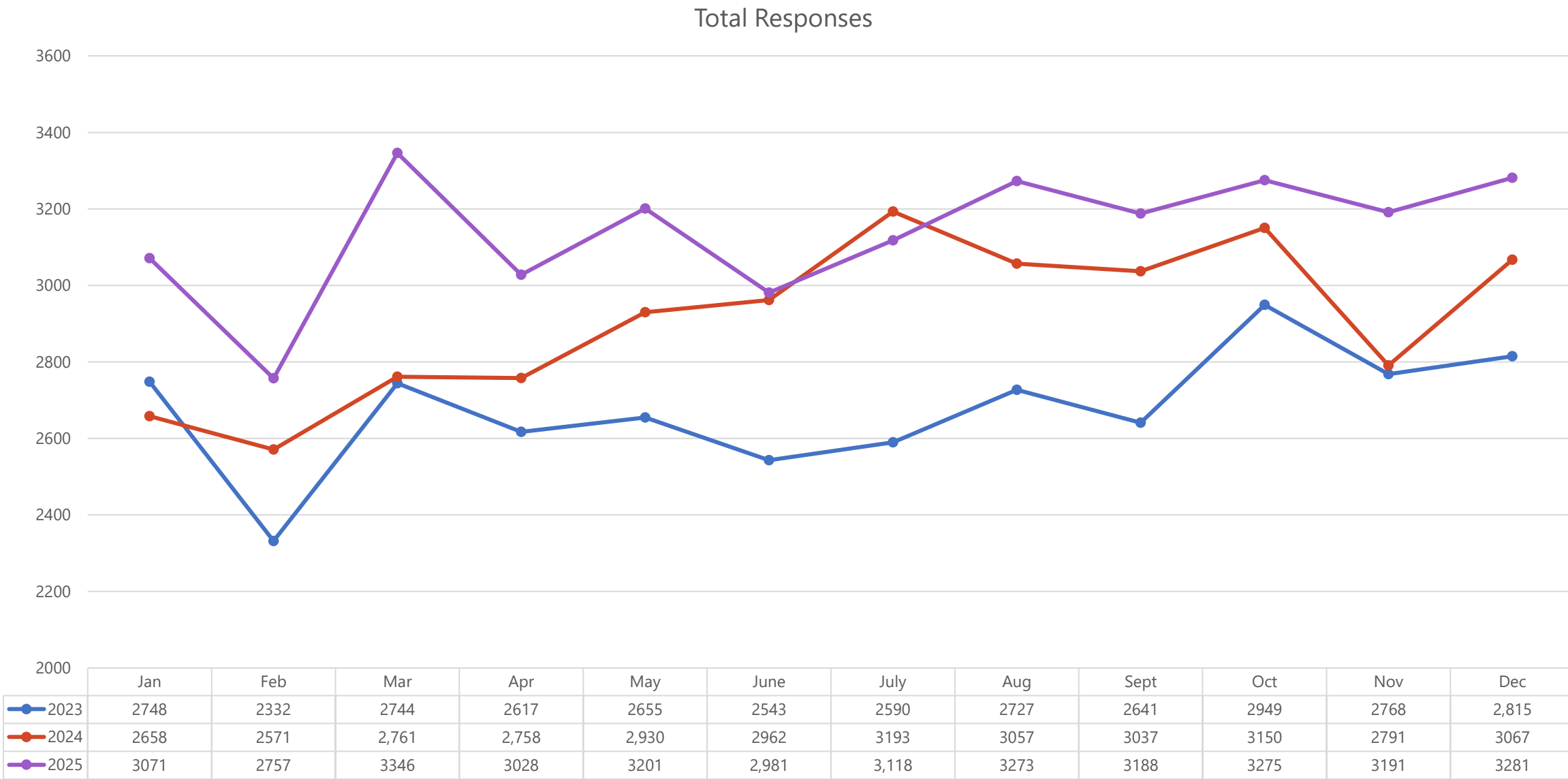


Historical Response Data

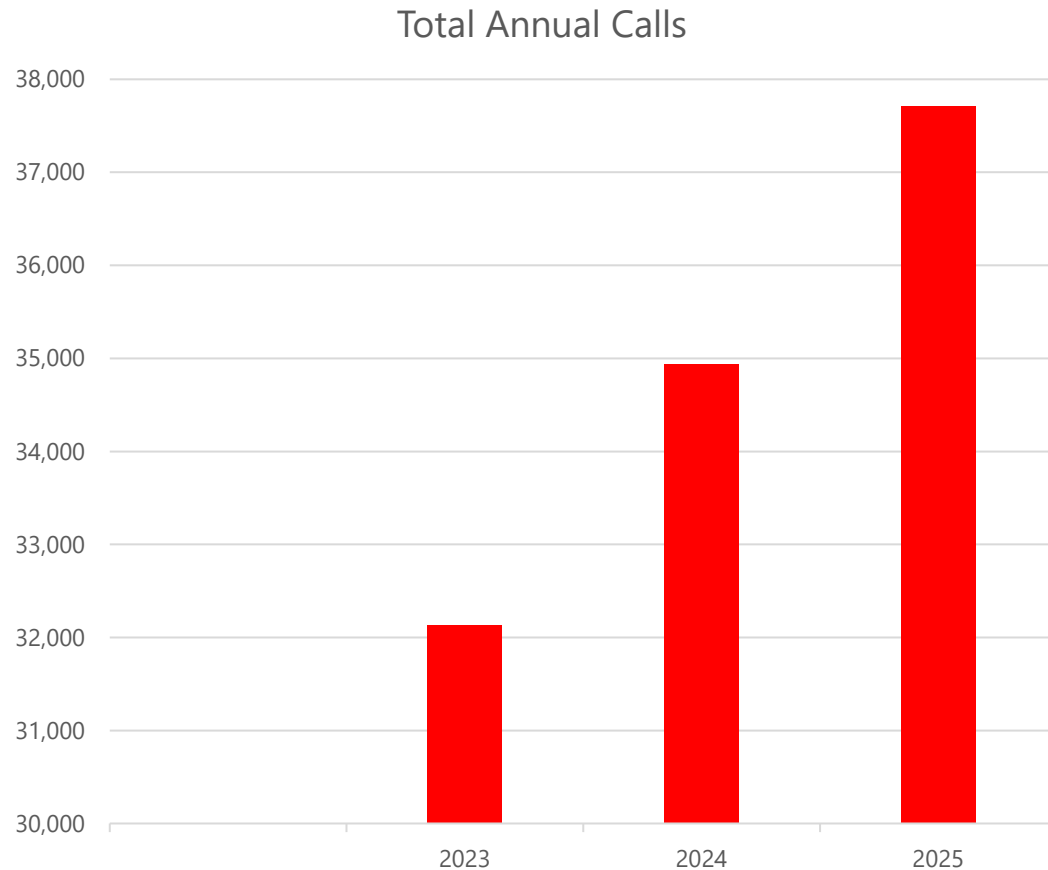
Yearly Responses



Total Responses for 2023, 2024 and 2025 Comparison



Total Annual Responses for Past 3 Years



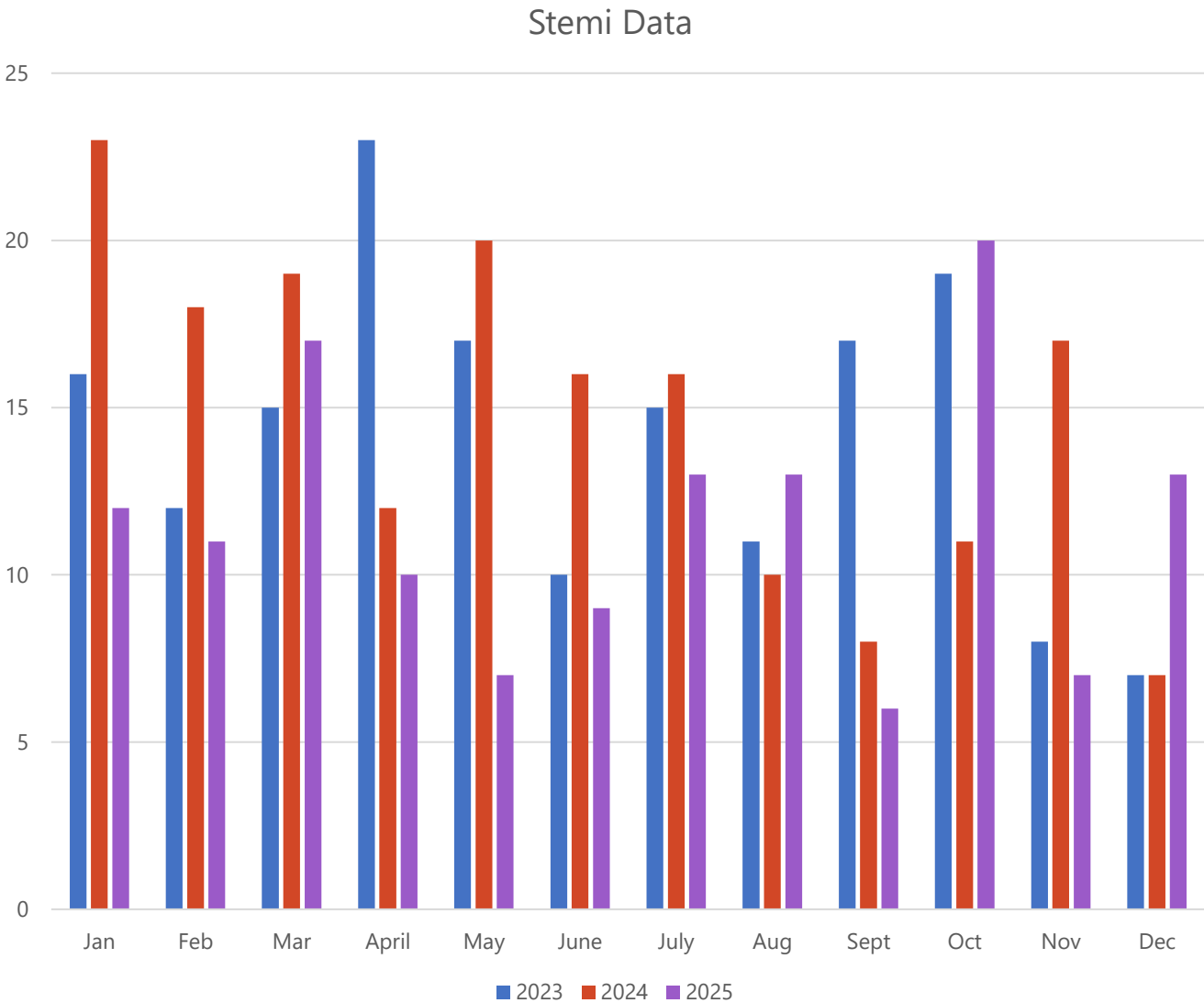
- 2023 – 32,129
- 2024 – 34,935
- 2025 – 37,710
- 9% Increase in call volume from 2023 to 2024
- 8% Increase in call volume from 2024 to 2025

Clinical Reports

STEMI Report

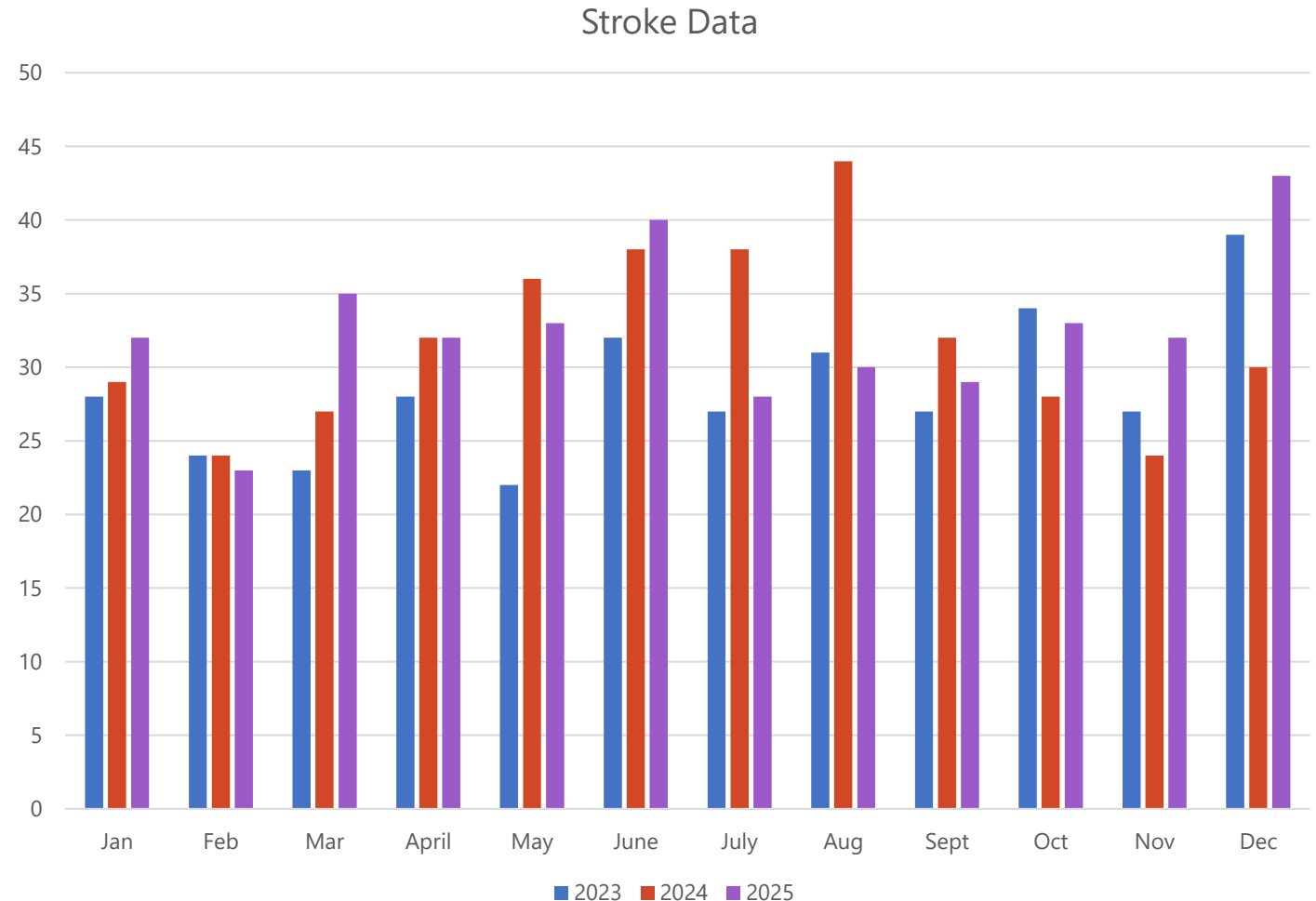
STEMI is defined as a **ST** segment **E**levation on our cardiac monitor.

Also known as a **M**yocardial **I**nfarction, or an active heart attack.



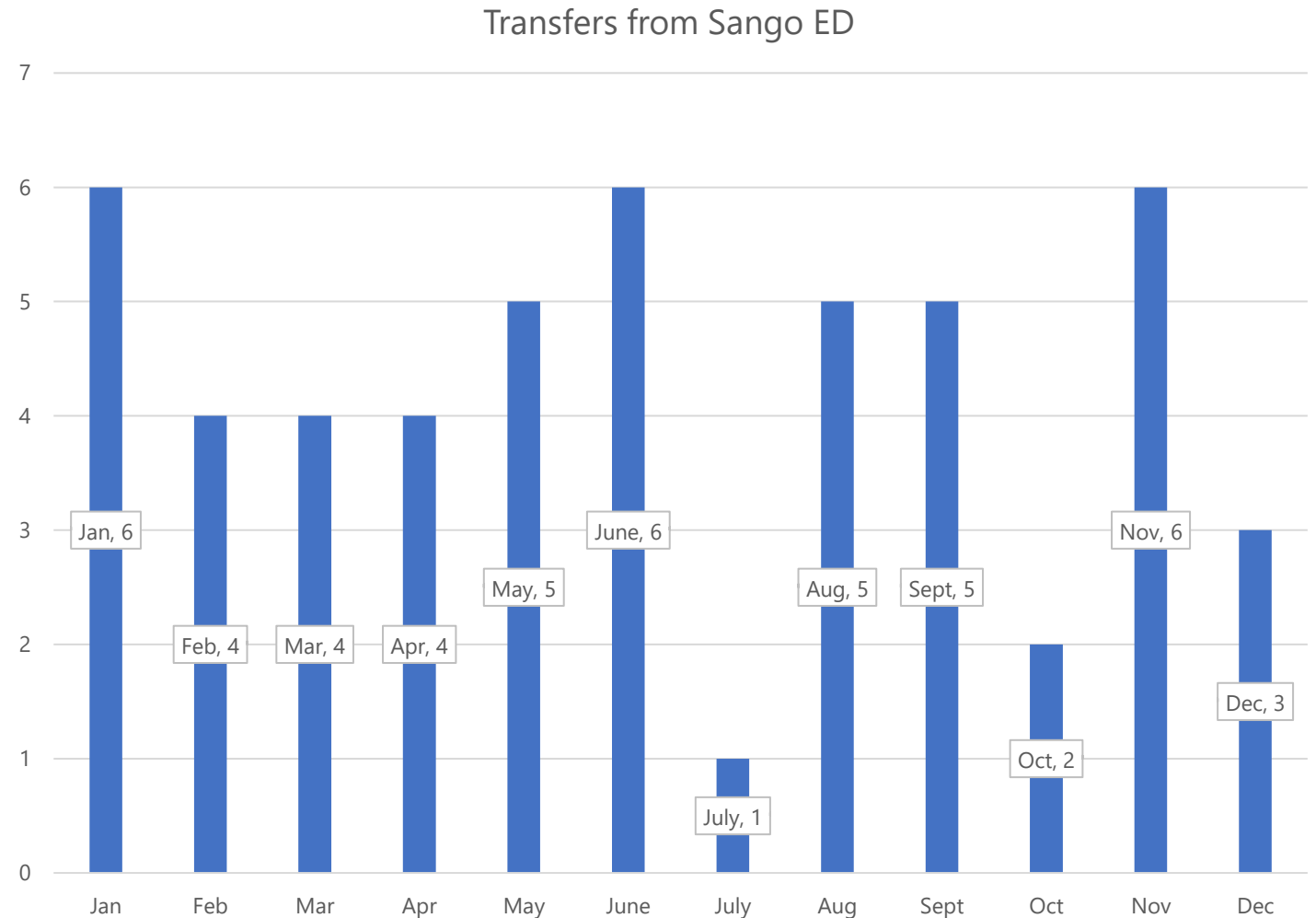
Clinical Reports Continued

- **Cerebral Vascular Accident**
- CVA is a Stroke: A Stroke is when a portion of the brain is not receiving blood flow.
- The majority of Strokes are caused by occlusions or blood clots in a similar mechanism as a heart attack.



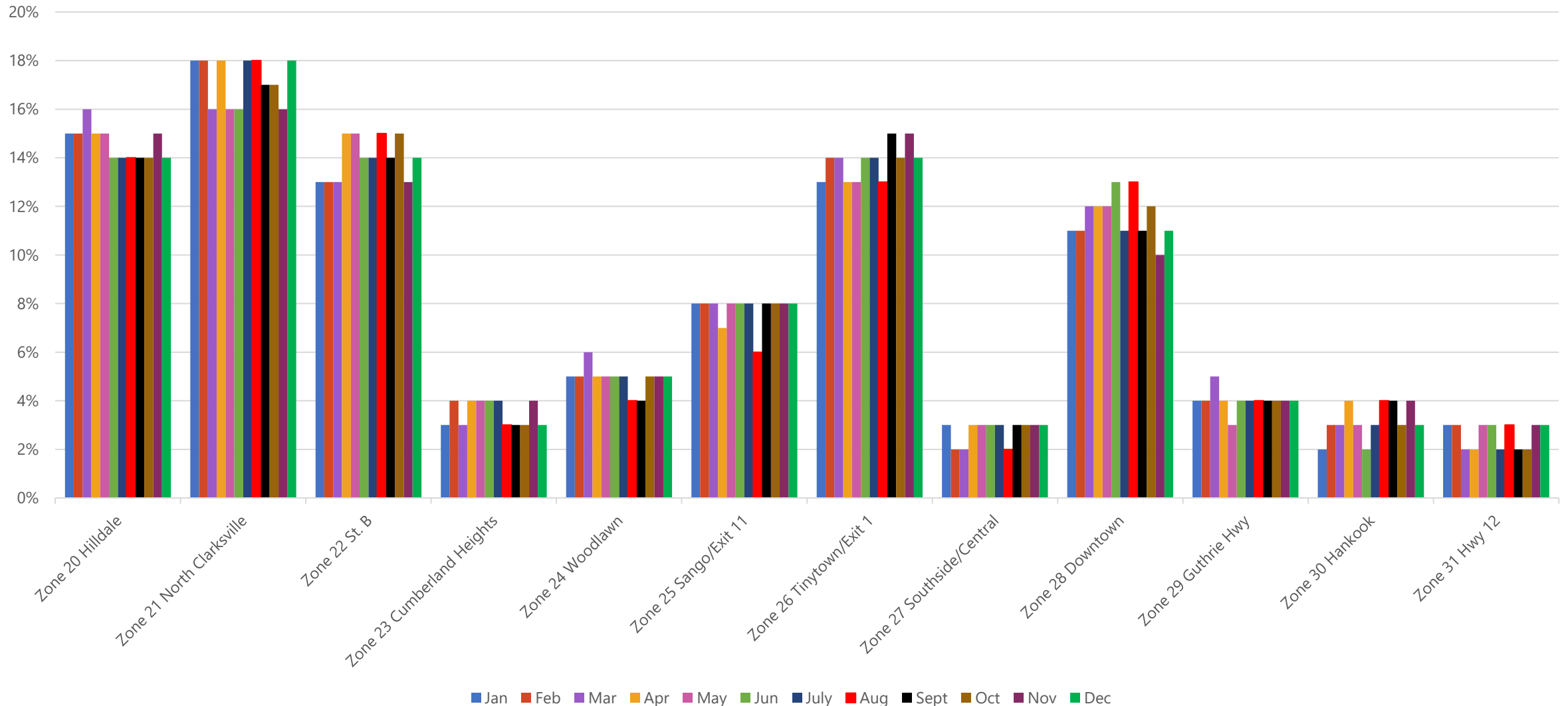
Transfers from Sango Emergency Department

- Transfers from Sango ED occur when no other resource is available, and the patient meets established clinical criteria for an immediate transfer to the main facility or a higher level of care at a Nashville facility.
- Examples:
 - Needing flight
 - STEMI
 - Emergent OB
 - Emergent Surgery



2025 Zone Responses

2025 Zone Response Percentages



Total Responses by Units



Other Monthly Statistics/Information

- 38 Coroner Cases worked for the month
- Presentation to an APSU class
- Promoted Isaac Schupp to Fleet & Facilities Supervisor
- New EMS station 28 bid opening. Successful bidder is C&C Contracting. Intended to begin January with completion in December.
- Participated in the Christmas parade
- Most recent AEMT class graduated
- Assisted Tennova with chest pain drill
- Received state EMS approval for the APSU/MCEMS Paramedic program. Initial class is this fall.
- Met with Nick Powell and Andrew Kester concerning our 5-year CIP and next fiscal budget anticipated requests
- Provided EMS standby for TACA All Star Football Game at APSU
- Provided EMS standby for New Years Eve Celebration at Downtown Commons
- Participated in a touch a truck event at Rossvie Elem.
- Responded to 0 ATV accidents. No exact filter to list a golf cart for reporting.
- Current Openings: Fleet & Facilities Asst



Montgomery County Emergency Medical Services Financial Report for the Month
of: December 2025

Total Charges		Total Collections					
	Total Amount Charged	Private Pay	Insurance	Medicaid	Medicare	Tennova	Total Collection By Month
Jul	\$1,341,162.39	\$48,917.82	\$232,079.57	\$75,088.13	\$281,258.40	\$0.00	\$637,343.92
Aug	\$1,270,527.67	\$38,161.97	\$232,142.18	\$209,896.92	\$294,186.63	\$10,632.80	\$785,020.50
Sep	\$1,341,200.95	\$33,196.21	\$216,385.18	\$71,029.82	\$261,636.57	\$3,042.88	\$585,290.66
Oct	\$1,271,335.83	\$52,926.07	\$266,121.67	\$141,719.76	\$297,570.87	\$0.00	\$758,338.37
Nov	\$1,246,737.14	\$33,137.85	\$171,833.36	\$216,424.51	\$254,155.13	\$2,994.76	\$678,545.61
Dec	\$1,365,275.02	\$33,931.92	\$246,223.60	\$102,349.17	\$355,143.14	\$11,066.80	\$748,714.63
Jan							\$0.00
Feb							\$0.00
Mar							\$0.00
Apr							\$0.00
May							\$0.00
Jun							\$0.00
Total	\$7,836,239.00	\$240,271.84	\$1,364,785.56	\$816,508.31	\$1,743,950.74	\$27,737.24	\$4,193,253.69

Credit Bureau		Contractual Writeoffs				
	Placements	Collections	Insurance	Medicaid	Medicare	Total
Jul	\$211,525.00	\$12,136.00	\$68,387.42	\$108,232.12	\$315,233.37	\$491,852.91
Aug	\$240,121.00	\$6,354.00	\$44,372.43	\$105,368.02	\$274,545.49	\$424,285.94
Sep	\$251,485.00	\$12,019.00	\$45,331.86	\$114,218.33	\$255,435.35	\$414,985.54
Oct	\$0.00	\$8,673.00	\$42,387.76	\$104,843.97	\$259,473.40	\$406,705.13
Nov	\$194,279.00	\$10,132.00	\$72,797.89	\$135,279.37	\$254,119.20	\$462,196.46
Dec	\$374,826.00	\$6,895.00	\$53,603.52	\$119,166.00	\$279,876.29	\$452,645.81
Jan						\$0.00
Feb						\$0.00
Mar						\$0.00
Apr						\$0.00
May						\$0.00
Jun						\$0.00
Total	\$1,272,236.00	\$56,209.00	\$326,880.88	\$687,107.81	\$1,638,683.10	\$2,652,671.79

Projected Collections **\$7,600,000.00**
YTD Collections **\$4,193,253.69**
Projection Remaining **\$3,406,746.31**
% of FY Exhausted **50.00%**

